

**PURPOSE STATEMENT**

The intent of this document is to provide residents, the City Council and other interested parties with a document that is simpler and more concise than our independently-audited Comprehensive Annual Financial Report (CAFR). This report, as well as the (CAFR) can be found at [www.draper.ut.us](http://www.draper.ut.us).

**WE ARE DRAPER CITY**



Nestled in the southwest corner of the Wasatch Front mountain range, Draper City is a community of approximately 45,000 residents bridging two metropolitan areas – the Salt Lake City metropolitan area and the Provo-Orem metropolitan area.

Draper was first settled in 1849 and remained a small farming community until the late 1990’s when its population began growing exponentially. Known as the ‘egg basket’ of America in the 1940’s, Draper continues to value its agricultural and farming heritage while embracing a vibrant urban lifestyle.

Incorporated in 1978, Draper City includes over 30 square miles and is now the 15<sup>th</sup> largest city in the state of Utah. With over 4,000 acres of open space in the City, this community has become nationally renowned for its dedication to outdoor recreation.

**Demographic Information**

Fiscal Year	2012	2013
Population	44,103	N/A
Per Capita Income	\$25,854	\$29,413
Full-time City Employees	173	177
Unemployment Rate	5.2%	4.5%



*Where the spirit of the past....  
is the strength of the future.*



**TABLE OF CONTENTS**

- Page 1, 2: Who we are and what we do
- Page 3, 4: Our Finances (a financial report)
- Page 5: Our Progress (what have we done)
- Page 6: Our “To Do” List (what we plan to do)

# WHO WE ARE AND WHAT WE DO

## General Government: How a City Operates

Draper City operates under the council-manager form of municipal government. The City Council is the legislative branch of the city government and is composed of the mayor and five council members. The term for each of these elected offices is four years. The City Council is responsible for passing ordinances, adopting the budget, appointing the city manager and other city officials required through state or local policy to be appointed by council. They are also responsible for appointing committees, such as the planning commission.

The city manager serves as the chief administrative officer responsible for directing the day-to-day operations of city affairs, and the implementation of City Council ordinances and policies. As the City Council's chief advisor, the city manager prepares a recommended budget for the Council's consideration and recruits, hires and supervises city staff.



## Mission Statement and Values

Draper City is a community that preserves its unique identity and heritage, and provides protection and services for its residents.

**Unity** - Neighbors work together to build a strong community.

**Respect** – Residents have tolerance, understanding and sensitivity to one another's differences.

**Quality of Life** - Residents of all ages feel safe, have places to gather, and enjoy traditions, events, and culture.

**Environment** - Draper is clean, pleasant, pastoral, and has a small-town feeling and sense of identity.

**Pride** - Citizens are proud to call Draper home and are involved in community well-being.

## Funds Administrated by the City

A fund is a grouping of related accounts that is used to maintain control over resources that have been segregated for specific activities or objectives. All of the City's funds can be divided into two categories: Governmental Funds and Proprietary Funds.

### Governmental Funds: Tax Supported

- General (Chief Operating Fund)
- Municipal Building Authority
- Capital Improvement Projects
- Fire Impact Fee
- Transportation Impact Fee
- Park Impact Fee
- Police Impact Fee
- Redevelopment Agency
- Traverse Ridge Special Service District

### Proprietary Funds: Business-Type

- Water (includes Impact Fees)
- Storm Water (includes Impact Fees)
- Solid Waste (Sanitation)

### Elected Officials as of 2013

Mayor	Darrell Smith
Council Member	Bill Colbert
Council Member	Bill Rappleye
Council Member	Jeff Stenquist
Council Member	Alan Summerhays
Council Member	Troy Walker

### Elected Officials as of 2014

Mayor	Troy Walker
Council Member	Bill Colbert
Council Member	Bill Rappleye
Council Member	Jeff Stenquist
Council Member	Alan Summerhays
Council Member	Marsha Vawdrey

## Independent Audit

An independent audit of the city's finances was conducted by Keddington & Christensen, LLC, and a clean opinion statement was issued. Complete financial information including the city's Comprehensive Annual Financial Report (CAFR) can be found at [www.draper.ut.us](http://www.draper.ut.us).

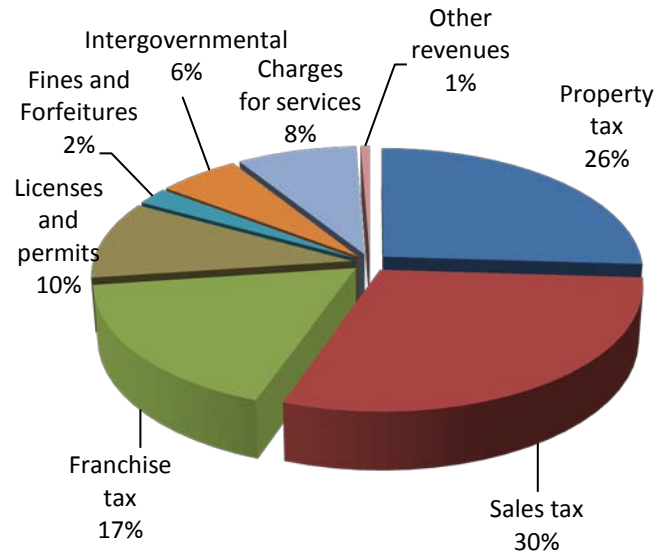
# OUR FINANCES – REVENUES VS EXPENSES: GENERAL

## What does it cost to run a city? How are those costs paid?

The General Fund is the primary operating fund of the city. It accounts for the resources used to pay for services traditionally associated with local government. Services are paid for with taxes and charges for service. Services include public safety, parks and recreation, community and economic development, public works, and the general administration of the city. For a complete review of all city funds, please refer to [www.drapers.ut.us](http://www.drapers.ut.us)

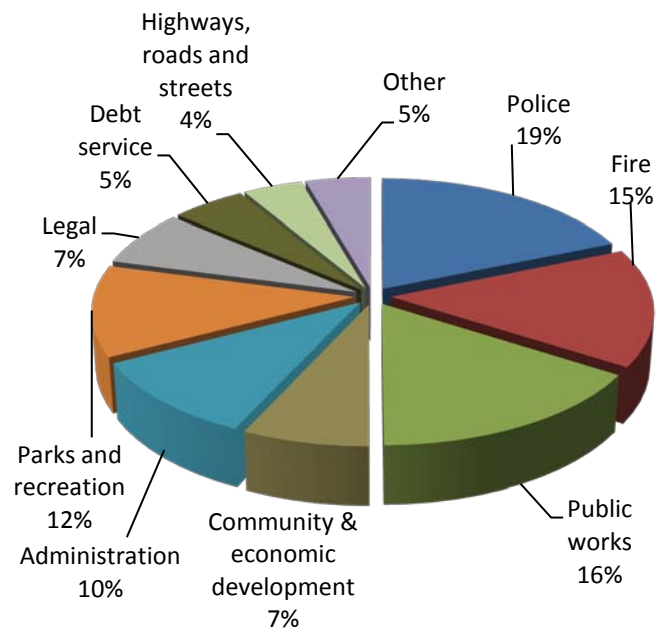
### Revenues by Source – General Fund

Fiscal Year	2012	2013
Property tax	7,247,469	7,057,888
Sales tax	7,434,613	8,009,456
Franchise tax	4,412,562	4,737,336
Licenses and permits	2,100,542	2,753,909
Fines and forfeitures	632,624	614,663
Intergovernmental	1,528,473	1,559,341
Charges for services	2,140,575	2,281,193
Other revenues	152,317	168,826
<b>Total primary government revenues</b>	<b>25,649,175</b>	<b>27,182,612</b>



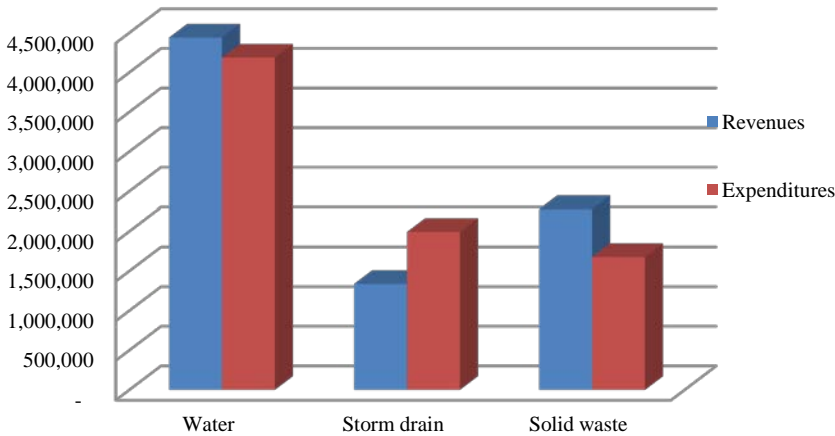
### Expenses by Service – General Fund

Fiscal Year	2012	2013
Police	4,165,468	4,473,444
Fire	3,517,069	3,645,686
Administration	2,527,320	2,487,437
Parks and recreation	2,630,912	2,813,438
Legal	1,872,532	1,698,112
Community and economic development	1,633,831	1,672,557
Debt service	853,587	1,230,701
Public works	3,238,135	3,812,049
Highways, roads and streets	2,786,336	982,772
Other	920,017	1,071,839
<b>Total primary government expenses</b>	<b>24,145,207</b>	<b>23,888,035</b>



# OUR FINANCES – REVENUES VS EXPENSES: BUSINESS-TYPE

Expenses and Program Revenues  
Statement of Activities (Business-type)



## \*Revenues by Service – Business-Type

Fiscal Year	2012	2013
Water sales	4,049,336	4,414,538
Storm water utility	1,174,889	1,254,257
Sanitation sales	2,218,451	2,275,899
Connection fees	15,660	6,850
Miscellaneous income	49,214	99,676
<b>Total enterprise revenues</b>	<b>7,507,550</b>	<b>8,051,220</b>

\*operating revenues only

## \*Expenses by Service – Business-Type

Fiscal Year	2012	2013
Salaries and wages	1,369,565	1,462,374
Utilities	268,118	294,853
Water charges	1,669,230	1,575,718
Landfill fees	366,407	225,632
Sanitation charges	18,846	19,764
Supplies and repairs	701,225	673,852
Administration	1,330,466	1,416,502
Depreciation	2,042,689	2,185,340
<b>Total enterprise expenses</b>	<b>7,766,546</b>	<b>7,854,035</b>

\*operating expenses only

## Financial Highlights – All Funds

The assets of the City exceeded the liabilities at the close of Fiscal Year 2013 (FY2013) by \$465 million (net position). This represents an increase of \$8,430,298 in net position over the previous fiscal year 2012.

FY2013 actual General Fund revenues were \$290,627 above expected or final budgeted numbers before Other Financing Sources.

General Fund revenue before Other Financing Sources increased \$1,533,437 in FY2013 from actual general fund revenues as compared to the same revenues in FY2012.

Expenditures in the General Fund were \$1,132,847 below final budgeted numbers before debt service and other uses.

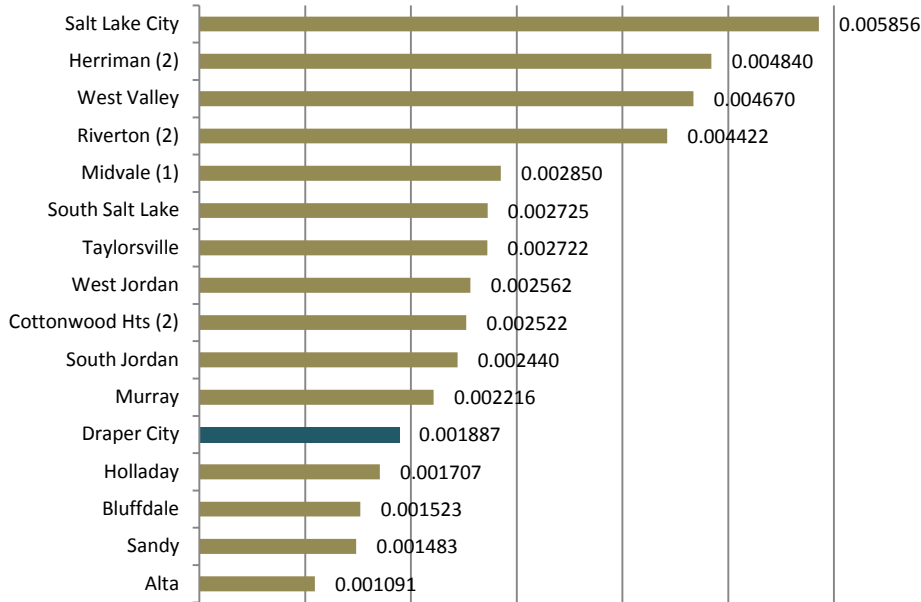
The total net position of \$465 million are made up of \$415 million invested in capital assets net of related debt, \$21.8 million in restricted net position and \$28.4 million in unrestricted net position.

The City issued three Sales Tax Revenue Bonds during FY2013 for a total of \$24,560,000 with additional unamortized amounts of \$3,578,772. Bringing the outstanding debt related to bonds to \$44,322,342.

- Series 2012A for \$4,915,000 for the purpose of purchasing open space
- Series 2012B for \$6,905,000 for refunding the 2002B and 2004 bonds for \$6,905,000
- Series 2012C for \$12,530,000 used to finance the new aquarium in the city which is owned and operated by a non-profit organization

## Property Tax Rates for 2013

Stack us up against any other city in Salt Lake County and you can see the value we provide our residents.



(1) Includes tax paid to fire district.  
 (2) Includes tax paid to police and fire districts.

## What is a Fiscal Year?

A fiscal year is a reporting period. The city's fiscal year runs from July 1 through June 30. So FY2013 means July 1, 2012 through June 30, 2013.



## 2013 Accomplishments

- December 2013 – 13490 South (west of I-15) was completed in anticipation of the increased demand stemming from the new FrontRunner station and the eBay expansion
- e-Bay has completed construction on the first phase of its new campus which is expected to employ over 4,000 people.
- The Recreation Department had the 3<sup>rd</sup> largest Junior Jazz program for cities with populations between 15,000 to 50,000 residents.
- Rented 332 dumpster containers. Containers are now available in two sizes: 20 yd or 30 yd for either \$120 or \$150.
- Completed improvements to 700 East in preparation for Corner Canyon High School.

## Performance Measures and Statistics

Fiscal Year	2011	2012	2013
<b>Police</b>			
Calls for service	41,671*	22,449	25,484
Citations written	6,318	6,398	7,719
Number of sworn officers	34	37	37
Calls for service – other	N/A	10,996	14,098
Number of other police personnel	11	11	11
*Includes walk-in request and phone calls to the department.			
<b>Community Development</b>			
Building permits issued	587	729	904
<b>Streets</b>			
Snow plow hours	3,540	1,953	3,897
Tons of salt	7,265	5,828	11,230
<b>Economic Development</b>			
Business licenses issued	1,985	2,074	2,027
<b>Garbage &amp; Recycling</b>			
Number of customers	9,378	9,479	9,646
Average garbage per household per year (pounds)	3,400	3,600	3,600
Average recycling per household per year (pounds)	480	440	420
<b>Water</b>			
Number of customers	3,674	3,708	3,778
Average daily consumption (gallons)	766	889	817
<b>Parks and Recreation</b>			
Program registrations processed	2,719	3,904	3,961
Recreation participants*	N/A	N/A	5,005
Total parks	35	36	38
Trails (in miles)	68	74	80

\*Includes all members of adult teams that are counted as one registration.



# OUR "TO DO" LIST: A LIST OF PROJECTS AND GOALS FOR THE NEXT FISCAL YEAR

## Public Works

The city is busy keeping up with traffic demands for the new Corner Canyon High School as well as Draper Park Middle School. While many upgrades have already been completed, the following projects are currently planned for construction:

- 13200 South Widening, phase 2
- 1300 East widening from Pioneer Road to 13200 South

Other road projects

- Traffic signal installation at 11950 South and Lone Peak Parkway
- 11800 South curb, gutter and sidewalk
- Coordinate with UDOT on I-15 widening project from 12300 to Lehi

Other projects to improve the storm drain system and overall water quality

- Construction of SunCrest Regional Storm Water Detention Basins

## Public Safety

- Construction of a Public Safety addition to city hall to maintain the level of service with Draper's projected future growth.
- Awarded the federal Community Oriented Policing Services (COPS) grant for \$250,000. This covers a three-year grant cycle for two police school resource officers.

## Community and Economic Development

The long term economic development outlook remains positive as the City has seen continued interest and growth from new businesses, expansion and job growth from current businesses, and an increased investment in opportunities that focus on tourism and recreation. These include:

- RC Willey started construction on a new retail building.
- Whole Foods has taken over the old Albertson's store on 11400 South
- The Loveland Living Planet Aquarium began construction in 2012 with an anticipated opening in 2014. This Aquarium is anticipated to bring a unique cultural and recreational experience to its visitors.

Other goals

- Update the city's impact fees
- Develop a master plan for the SunCrest property purchased last November.

## Parks and Recreation

Goals

- Increase programs offered including trail events, races and sport programs.
- Increase Day Barn awareness as a unique gathering location.
- Include parks and recreational areas into the master plan for the SunCrest open space property.
- Finish the Point of the Mountain Trail final phase to link Draper to Utah County.

As City staff, we remember we are here to serve our residents.

### City Staff as of December 2013

<i>City Manager</i>	David Dobbins
<i>Assistant City Manager</i>	Russell Fox
<i>City Attorney</i>	Doug Ahlstrom
<i>City Engineer</i>	Troy Wolverton
<i>City Recorder</i>	Rachelle Conner
<i>City Treasurer</i>	Joe Bryant
<i>Community Development Director</i>	Keith Morey
<i>Finance Director</i>	Bob Wylie
<i>Human Resources Director</i>	Garth Smith
<i>Justice Court Judge</i>	Daniel Bertch
<i>Police Chief</i>	Bryan Roberts
<i>Public Works Director</i>	Glade Robbins
<i>Recreation Director</i>	Rhett Ogden

### Locations

Draper City Hall  
 1020 E Pioneer Rd (12400 S)  
 Draper, Utah 84020  
 (801) 576-6500  
 www.draper.ut.us

Draper Public Works  
 72 E Sivogah Ct (14525 S)  
 Draper, Utah 84020  
 (801) 576-6557



Photo: Draper City Day Barn

### We want to hear from you.

Do you like this report? Would you like to see more information? Please let us know by contacting Jared Zacharias by email at [jared.zacharias@draper.ut.us](mailto:jared.zacharias@draper.ut.us). For more information on our services, visit our website at [www.draper.ut.us](http://www.draper.ut.us).